



Saxilby Church of England
Primary School

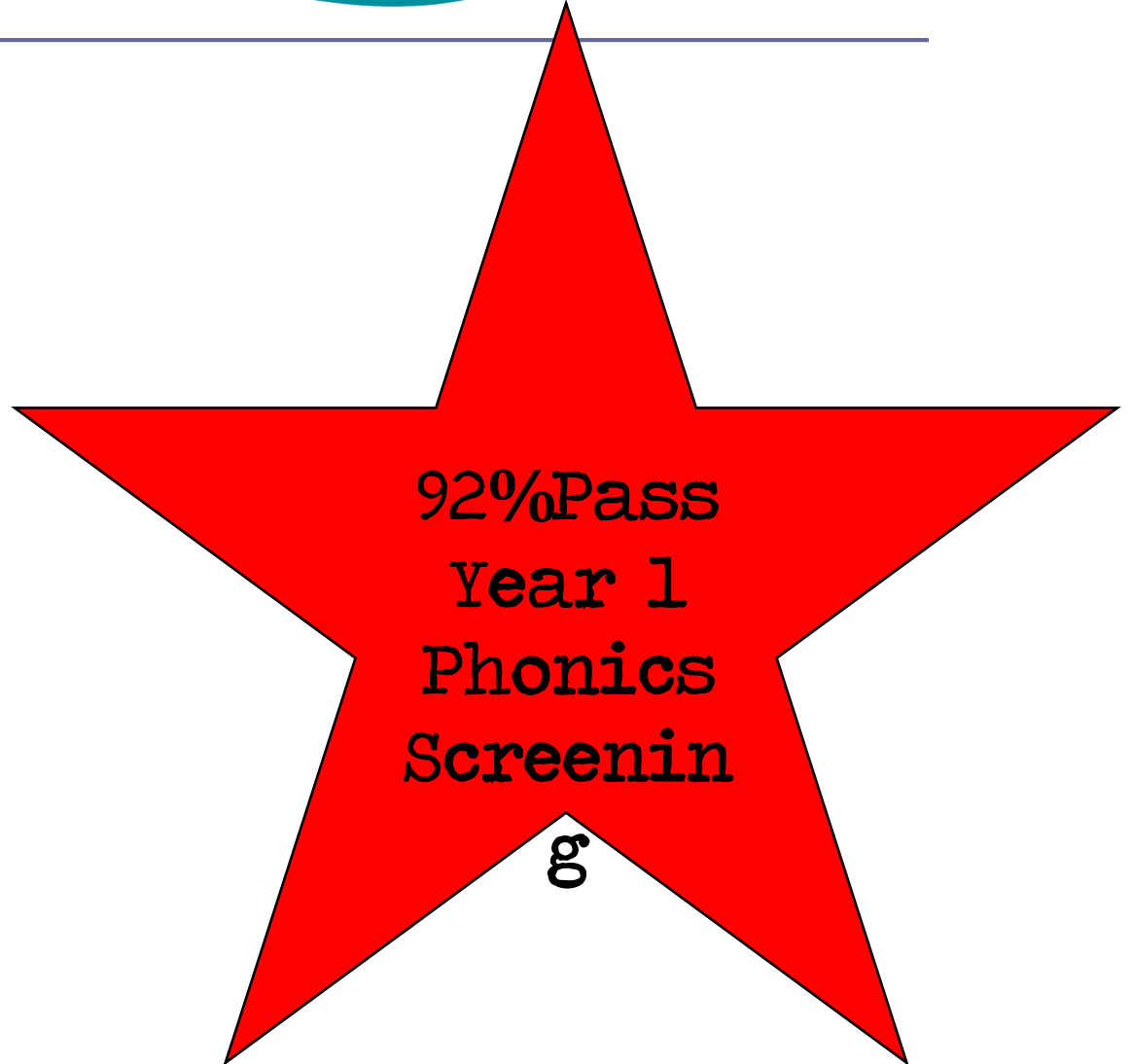
Workshop



92%2015



54%2014



92% Pass
Year 1
Phonics
Screenin
8

What is Read Write Inc Phonics?

□ A rapid *Learn to read* programme

so children can...

□ *Read to learn* for the rest of their lives

Why do we teach Reading?

- Reading opens the door to all learning
- A child who reads a lot will become a good reader
- A good reader will be able to read challenging material
- A child who reads challenging material is a child who will learn
- The more a child learns, the more a child wants to find out

Why does it work?



- The systematic and lively programme is organised by the Phonics Leader
- All staff (teachers and TAs) have been trained to deliver the programme
- The children are assessed and placed in groups according to their ability

Children WILL move around groups frequently so that they are learning at the correct level.

How does it work?

The children:

- will learn to read and write 44 sounds and corresponding letters/letter groups using simple pictures



Speed Sounds

Set 1

Set 2

Set 3

Simple Speed Sounds

Consonant sounds - stretchy

f	l	m	n	r	s	v	z	sh	th	ng
										nk

Consonant sounds - bouncy

b	c	d	g	h	j	p	qu	t	w	x	y	ch
		k										

Vowel sounds - bouncy

a	e	i	o	u	ay	ee	igh	ow
---	---	---	---	---	----	----	-----	----

Vowel sounds - stretchy

oo	oo	ar	or	air	ir	ou	oy
----	----	----	----	-----	----	----	----



If English had a simple code spelling
and reading would be much easier!!

play mayk trayn cafay strayt
wayt brayk

green dreem kee hee happee

light kight fligh Igh igh tigh

blow smowk flowt gow mowst

moon broot bloo groo

f	l	m	n	r	s	v	z	sh	th	ng nk
ff ph	ll le	mm mb	nn kn	rr wr	ss se c ce	ve	zz s	ti ci		

b	c k	d	g	h	j	p	qu	t	w	x	y	ch
bb	ck ch	dd	gg		g ge dge	pp		tt	wh			tch

a	e	i	o	u	ay	ee	igh	ow
	ea				a_e ai	y ea e	i_e ie i	o_e oa o

oo	oo	ar	or	air	ir	ou	oy	ire	ear	ure
u_e ue ew			oor ore aw au	are	ur er	ow	oi			

Fred...



□ Fred helps children learn to read

Fred can *only* talk in sounds...

(Fred can only say *c_a_t*, he can't
say **cat**)

We call this *Fred Talk*

Fred...



- If children understand Fred they can *blend* orally

Blending is needed for reading

Fred...



- Fred helps children learn to spell as well!

Children convert words into sounds

They press the sounds they hear on to their fingers...



We call this *Fred Finger*

Red Words

We can't Fred a red word!

Red words need to be learnt by sight recognition. You cannot sound them out using Fred Talk.

Red words will be sent home when your child is ready to learn them.

So how can you help your child?

- Learn the 44 pure sounds

Simple Speed Sounds

Consonant made - strictly												
f	l	m	n	r	s	v	z	sh	th	ng		
Consonant made - loosely												
b	c	d	g	h	j	p	qu	t	w	x	y	ch
k												
Vowel made - strictly						Vowel made - strictly						
a	e	i	o	u	ay	ee	igh	ow				
Vowel made - strictly												
oo	oo	ar	or	air	ir	ou	oy					

- Learn how to blend using Fred

Talk f c _____ ing
m_a_t



- Use Fred Fingers for spelling



- Learn red words by sight